

Version2.0

XD SMART FARM PLATFORM (WEB)



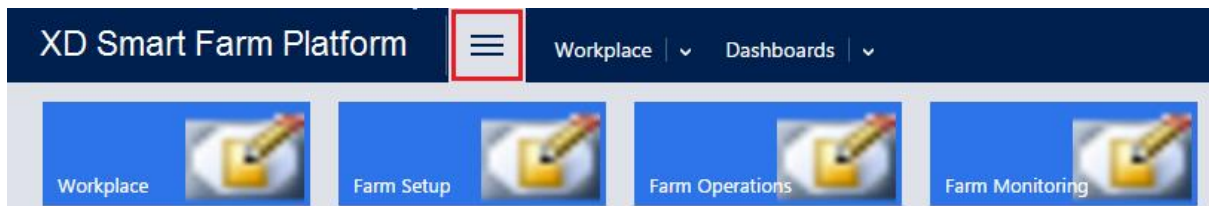
XD Business Solutions

How to use XD Smart Farm Platform (WEB)

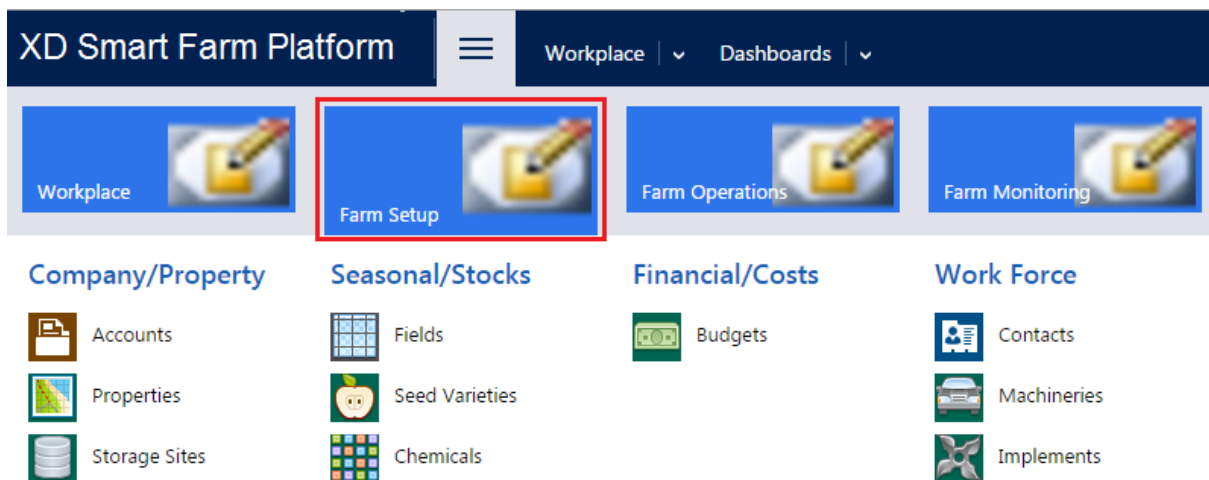
XD Smart Farm Platform web address is:

<https://smartfarm.crm5.dynamics.com>

Once login XD Smart Farm Platform, click the main menu button (see red rectangle below), main menu will open.



Click menu item (see red rectangle below), sub-menu will open.



When entering data, fields with red star are mandatory fields , must have values.

General

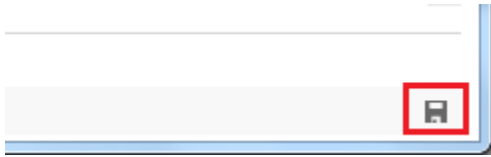
Name *	Field 001	Field Size (Hectare) *	1,000.00
Property *	TEST Property		

Fields with “lock” symbol are read-only fields.

Target Values

N	🔒 17.55	P	🔒 5.85
K	🔒 14.30	Ca	--
S	--	Mg	--

On each screen, “Save” button is located at the bottom-right-hand corner.

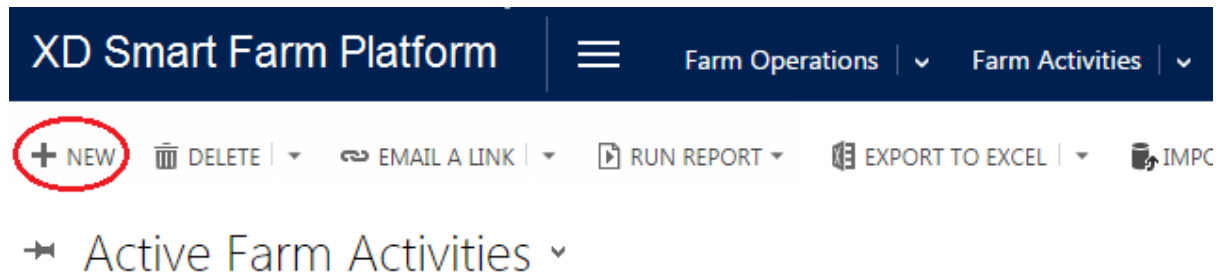


After login XD Smart Farm Platform, please go to “Farm Setup” first, and enter data in “Accounts”, “Properties”, “Fields”, “Seeds” and “Chemicals”. And then continue with other operations.

XD Smart Farm Platform – Farm Activity and Produce Traceability

Farm Activity is an important part of XD Smart Farm Platform. After Fields, Chemical and Seeds are setup, enter Farm Activity becomes simple.

1. Go to Farm Operations >> Farm Activities, click “+ NEW”, add New Farm Activity.



2. Then select Activity Type.

General

Activity Type *	<div style="border: 1px solid #ccc; padding: 2px;"><ul style="list-style-type: none">IrrigatingTilling<li style="background-color: #007bff; color: white;">PlantingSprayingHarvestingFertilizing</div>	Start Date *	--
		Finish Date	--

Planted Fields

Planted Field Name ↑	Crop	Crop Size Planted (Hectare)
To enable this content, create the record.		

3. Next step, click “+”, select planted fields.

Planted Fields +

Planted Field Name ↑	Crop	Crop Size Planted (Hectare)	Growing Season
田块001 + Rice + 2016	Rice	900.00	2016

4. If Activity Type is Planting, for example, click “+”, select/add Seeds.

Plantations +

Seed ↑	Kg Per Hectare
No Farm Activity Planting records found.	

5. Next step, click “+”, select/add Work Forces.

Work Forces



Worker

Machine ↑

Implement

No Work Force records found.

- To add attachment (for example, pictures), click Notes, and then click Attach button.

GENERAL ACTI... NOTES

Title



Attach

Done

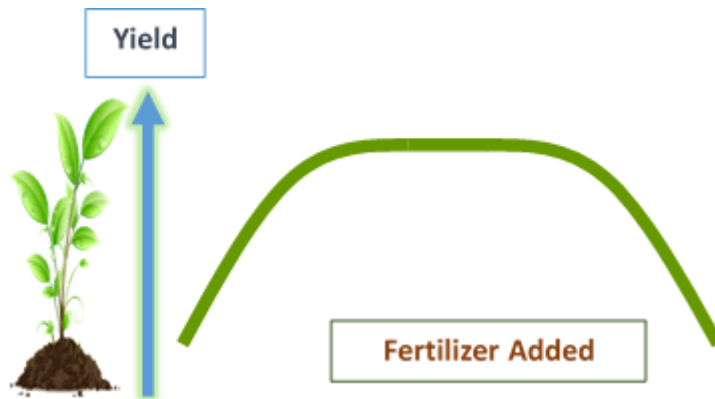
- All Farm Activity data will be recorded in Produce Traceability module, and form a data chain, so the produce traceability data can be retrieved via web services.

General

Trace ID*	🔒 20161233549	Planted Field*	🔒 TEST 001 + Barley + 2016
Tillage	🔒 --		
Plantation	🔒 --		
Irrigation	🔒 Date/日期: 1/26/2016 12:00:00 AM		
Spray	🔒 --		
Fertilize	🔒 --		
Harvest	🔒 --		
Soil Data	🔒 --		

XD Smart Farm Platform – Fertilizer Management

There are close relationships between crop yields and fertilizer applications. Inadequate use of fertilizers has negative effects on soil fertility. Over-using fertilizers is not only costly, but also creates soil health problems. With the help of computer modelling, applying fertilizers can be correlated to the target yield and be split according to the growing stage of the crop.



XD Smart Farm Platform uses data from Crop Variety, Target Yield and Yield without Fertilizer, to calculate Nutrition Target Values. And then give advices on fertilizer applications.

Below are the steps of how to use XD Smart Farm Platform to manage fertilizing.

- 1. Enter data for Chemicals in Farm Setup module, please remember to fill in Nutrition Percentage values for the chemicals.**

General			
Chemical Name *	TEST CHEM	Chemical Group *	Fertilizer
State	Solid	Manufacturer	--
Standard Unit Size	--	Unit Of Measure *	Kilogramms
Unit Price *	¥5.00	Comments	--

Nutritions (%)

N			
N ⁺	45.00	N-NO3	--
N-NH2	--	NO3	--
NH2	--	N-NH4	--

- 2. Go to Expert System >> Fertilizer Management, add New Fertilizer Management. Planted Field, Yield Goal and Yield without Fertilizer are mandatory fields.**

General

ID *	12345	Planted Field *	Field 001 + Barley + 2016
Yield Goal (/Ha) *	1,234.00	Yield Without Fertilizer *	600.00
Unit Of Measure *	Kilogramms		

3. After Save, XD Smart Farm Platform does the calculation and gives target values of N,P,K.

Target Values

N	🔒 21.28	P	🔒 7.09
K	🔒 17.34	Ca	--
S	--	Mg	--

4. And then select Fertilizers, after Save XD Smart Farm Platform will advise application amounts.

Fertilizer Recommendations

N

Fertilizer	TEST	Application (/Ha)	🔒 145.5	Unit Of Measure	🔒 Kilog	Unit Price	🔒 \$123.1
						Sub Total	🔒 \$17,81

P

Fertilizer	--	Application (/Ha)	🔒 --	Unit Of Measure	🔒 --	Unit Price	🔒 --
						Sub Total	🔒 --

K

Fertilizer	--	Application (/Ha)	🔒 --	Unit Of Measure	🔒 --	Unit Price	🔒 --
						Sub Total	🔒 --
						Total Cost	🔒 --

5. Features: easy to use; computer model calculation for fertilizer management is accurate.